



Nuova C.U.M.E.T. Srl

U T E N S I L I D I P R E C I S I O N E

UTENSILI DIAMANTATI E CBN
DIAMOND CBN TOOLS

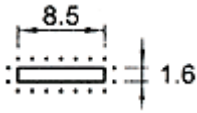
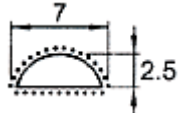

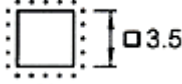

BASTONCINI IN FIBRO CERAMICA
PER LUCIDATURA STAMPI
FIBER CERAMIC GRINDER STONE


SISTEMI DI SGROSSATURA PULITURA
E LUCIDATURA STAMPI
MOULDS ROUGHING FINISHING AND POLISHING
SYSTEMS



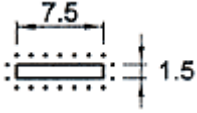
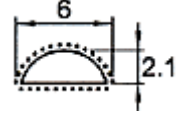
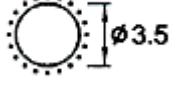
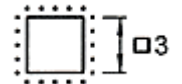

Via Torino 502 - 10032 Brandizzo TORINO
Tel. 011 / 9179515 Fax 011 / 9179555 info@nuovacumet.it




| | | | |
|---------------|---|---|---|
| Order No. | PF-201 | PF-202 | PF-203 |
| Cross-section |  |  |  |
| Order No. | PF-204 | PF-205 | |
| Cross-section |  |  | |

PF-20 : 200L x 70T x Ø4.0B Grit size : #120, #200  PF-20 : 5pcs, set

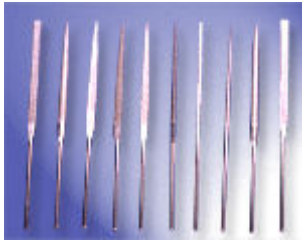


| | | | |
|---------------|---|---|---|
| Order No. | PFC-301 | PFC-302 | PFC-303 |
| Cross-section |  |  |  |
| Order No. | PFC-304 | PFC-305 | |
| Cross-section |  |  | |

PF-30 : 180L x 60T x Ø3.4B Grit size : #120, #200  PF-300 : 5pcs, set

SERIE PF/PF SERIES

LIME DIAMANTATE AD AGO / DIAMOND NEEDLE FILES



PFC-10L : 140Lx70TxØ3.0B

Grit size : #120, #200, #400

| | | | |
|---------------|----------|----------|----------|
| Order No. | PFC-101L | PFC-102L | PFC-103L |
| Cross-section | | | |
| Order No. | PFC-104L | PFC-105L | PFC-106L |
| Cross-section | | | |
| Order No. | PFC-107L | PFC-108L | PFC-109L |
| Cross-section | | | |
| Order No. | PFC-110L | | |
| Cross-section | | | |

SERIE PF/PF SERIES

LIME DIAMANTATE AD AGO / DIAMOND NEEDLE FILES



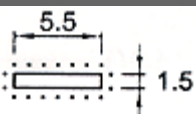
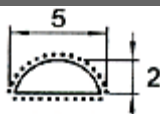

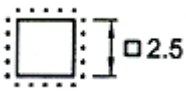

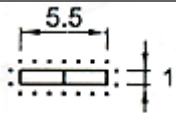
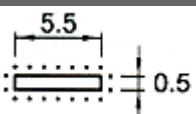
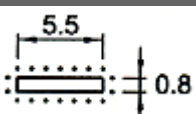

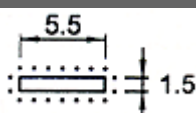

PFL-10 :

180L x 50T x Ø3.0B

Grit size : #200

 PFL-10 : 10pcs, set

/ wooden case

| | | | |
|---------------|---|---|---|
| Order No. | PFL-101 | PFL-102 | PFL-103 |
| Cross-section |  |  |  |
| Order No. | PFL-104 | PFL-105 | PFL-106 |
| Cross-section |  |  |  |
| Order No. | PFL-705 | PFL-708 | PFL-03 |
| Cross-section |  |  |  |
| Order No. | PFL-01 | | |
| Cross-section |  |  | |

SERIE PF/PF SERIES

LIME DIAMANTATE AD AGO / DIAMOND NEEDLE FILES

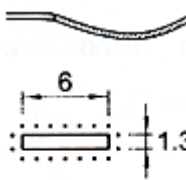
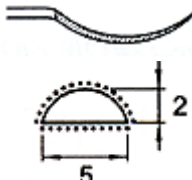

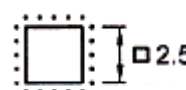
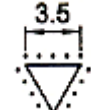
Unit:mm



BF-600:

140L x 30T x Ø3.0B

Grit size : # 150, #200, #400


| | | | |
|---------------|---|---|---|
| Order No. | BF-601 | BF-602 | BF-603 |
| Cross-section |  |  |  |
| Order No. | BF-604 | BF-605 | |
| Cross-section |  |  | |

SERIE BF/BF SERIES

LIME DIAMANTATE CURVE / DIAMOND BENT FILES

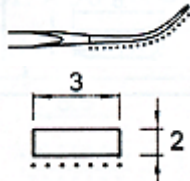
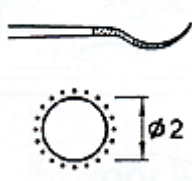
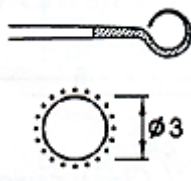
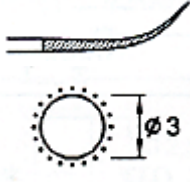
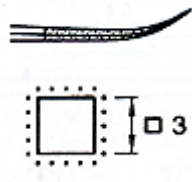
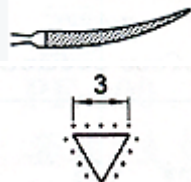


BF-70: 200L x 20~30T
BF-80: 155L x 20~30T
x 3.0/ square shank
Grit size : # 150, #200

 BF-80/BF-70 : 6pcs,
set/ wooden case


SERIE BF/BF SERIES

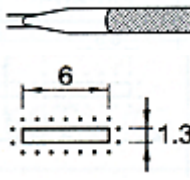
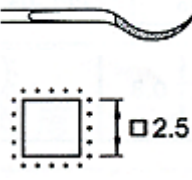
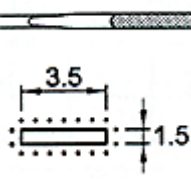
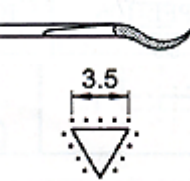
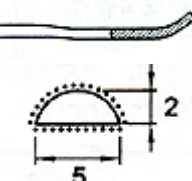
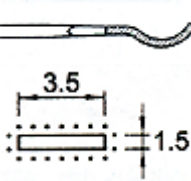
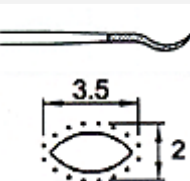
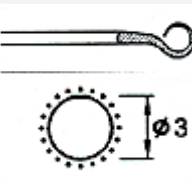
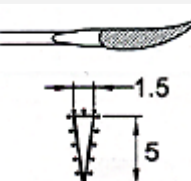
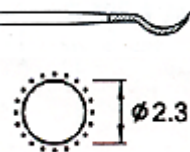
LIME DIAMANTATE REFLOIR DOPPIE / DIAMOND BENT FILES (DOUBLE HEADS)

| | | | |
|---------------|---|--|---|
| Order No. | BF-801 BF-701 | BF-802 BF-702 | BF-803 BF-703 |
| Cross-section |  |  |  |
| Order No. | BF-804 BF-704 | BF-805 BF-705 | BF-806 BF-706 |
| Cross-section |  |  |  |



BF-900:
140L x 20T x Ø3.0B
Grit size : # 150, #200, #400

 BF-900 : 10pcs, set
/ pvc pouch

| | | | |
|---------------|---|--|---|
| Order No. | BF-901 | BF-902 | BF-903 |
| Cross-section |  |  |  |
| Order No. | BF-904 | BF-905 | BF-906 |
| Cross-section |  |  |  |
| Order No. | BF-907 | BF-908 | BF-909 |
| Cross-section |  |  |  |
| Order No. | BF-910 | | |
| Cross-section |  | | |

SERIE BF/BF SERIES

LIME DIAMANTATE CURVE / DIAMOND BENT FILES






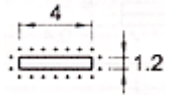
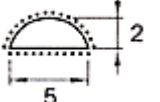
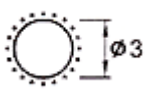

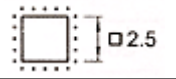
Unit:mm



MBF-60:

85L x 30T x Ø3.0B

Grit size : #150, #200

| | | | |
|---------------|---|--|---|
| Order No. | MBF-601 | MBF-602 | MBF-603 |
| |  |  |  |
| Cross-section |  |  |  |
| Order No. | MBF-604 | | |
| |  | | |
| Cross-section |  | | |

SERIE MBF/MBF SERIES

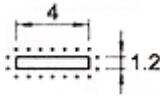
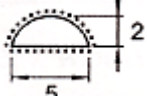

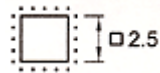
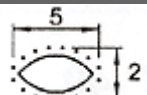
**REFLOIR DIAMANTATI PER MACCHINA / DIAMOND
MACHINE BENT FILES FOR HAND FILING
MACHINE**



MPF-10:

90L x 45T x Ø3.0B

Grit size : # 150, #200

| | | | |
|---------------|---|---|---|
| Order No. | MPF-101 | MPF-102 | MPF-103 |
| Cross-section |  |  |  |
| Order No. | MPF-104 | MPF-109 | |
| Cross-section |  |  | |

SERIE MF/MF SERIES


**LIME DIAMANTATE A MACCHINA PER PROFILARE
A MANO / DIAMOND MACHINE FILES FOR HAND
FILING MACHINE**

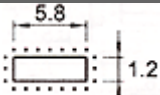
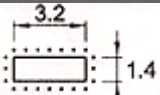
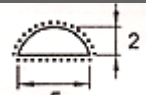
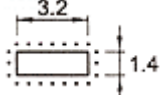



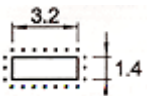
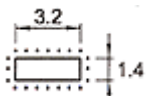
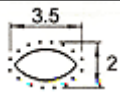


MBF-90:

65L x 20~30T x Ø3.0B

Grit size : # 150, #200

 MBF-900 : 10pcs. set /
pvc pouch

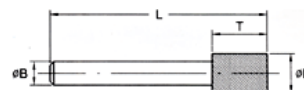
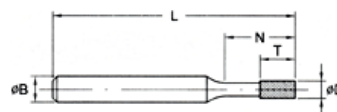
| | | | |
|---------------|---|--|---|
| Order No. | MBF-901 | MBF-902 | MBF-903 |
| Cross-section |  |  |  |
| Order No. | MBF-904 | MBF-905 | MBF-906 |
| Cross-section |  |  |  |
| Order No. | MBF-907 | MBF-908 | MBF-909 |
| Cross-section |  |  |  |
| Order No. | MBF-910 | | |
| Cross-section |  | | |

Diamond / CBN Internal Grinding Wheel



Grit size in the below table is standard, others available upon requests.

| Order no. | ØD | T | N | L | ØB | Crit size |
|-----------------|-----|----|----|----|-----|-----------|
| Diamond CBN | | | | | | |
| ID-3004 IB-3004 | 0.4 | 2 | 5 | 45 | 3.0 | #400 |
| ID-3005 IB-3005 | 0.5 | 2 | 5 | 45 | 3.0 | #400 |
| ID-3006 IB-3006 | 0.6 | 3 | 5 | 45 | 3.0 | #200 |
| ID-3007 IB-3007 | 0.7 | 3 | 8 | 45 | 3.0 | #200 |
| ID-3008 IB-3008 | 0.8 | 3 | 8 | 45 | 3.0 | #200 |
| ID-3009 IB-3009 | 0.9 | 4 | 8 | 45 | 3.0 | #200 |
| ID-3010 IB-3010 | 1.0 | 5 | 8 | 45 | 3.0 | #200 |
| ID-3015 IB-3015 | 1.5 | 5 | 8 | 45 | 3.0 | #150 |
| ID-3020 IB-3020 | 2.0 | 5 | 12 | 45 | 3.0 | #150 |
| ID-3025 IB-3025 | 2.5 | 5 | 15 | 45 | 3.0 | #150 |
| ID-3030 IB-3030 | 3.0 | 5 | 15 | 45 | 3.0 | #150 |
| ID-3040 IB-3040 | 4.0 | 5 | - | 50 | 3.0 | #150 |
| ID-3050 IB-3050 | 5.0 | 8 | - | 50 | 3.0 | #150 |
| ID-3060 IB-3060 | 6.0 | 8 | - | 50 | 3.0 | #150 |
| ID-6040 IB-6040 | 4.0 | 10 | 22 | 80 | 6.0 | #100 |
| ID-6050 IB-6050 | 5.0 | 10 | 22 | 80 | 6.0 | #100 |
| ID-6060 IB-6060 | 6.0 | 10 | 22 | 80 | 6.0 | #100 |
| ID-6070 IB-6070 | 7.0 | 10 | - | 80 | 6.0 | #100 |
| ID-6080 IB-6080 | 8.0 | 10 | - | 80 | 6.0 | #100 |
| ID-6090 IB-6090 | 9.0 | 10 | - | 80 | 6.0 | #100 |
| ID-6100 IB-6100 | 10 | 10 | - | 80 | 6.0 | #100 |
| ID-6120 IB-6120 | 12 | 10 | - | 80 | 6.0 | #100 |
| ID-6140 IB-6140 | 14 | 10 | - | 80 | 6.0 | #100 |
| ID-6160 IB-6160 | 16 | 10 | - | 80 | 6.0 | #100 |
| ID-6180 IB-6180 | 18 | 10 | - | 80 | 6.0 | #100 |
| ID-6200 IB-6200 | 20 | 10 | - | 80 | 6.0 | #100 |

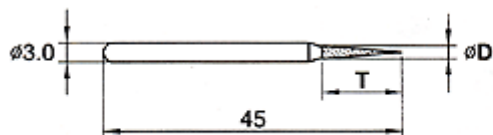


**ID - IB
MOLETTE
PER
RETTIFICA
INTERNA IN
DIAMANTE E
BORATZON /
DIAMOND -
CBN
INTERNAL
GRINDING
WHEEL**

MOLETTE DIAMANTATE ELETTRODEPOSITATE E CBN













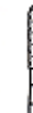





DIAMOND - CBN MONTED POINTS



















BM Series - Ø3.0mm shank






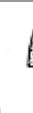





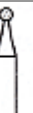


























Unit : mm















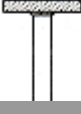






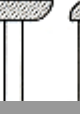

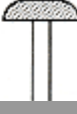

| | | | | | | | | | | | | | | | | | | |
|---|---|---|---|---|---|---|---|---|---|---|--|---|---|---|---|---|---|-----|
|  |  |  |  |  |  |  |  |  |  |  |  |  |  |  |  |  |  | |
| ØD | Ø1 | Ø1.5 | Ø2 | Ø2.5 | Ø3 | Ø3.5 | Ø4 | Ø5 | Ø6 | Ø1 | Ø1.5 | Ø2 | Ø2.5 | Ø3 | Ø3.5 | Ø4 | Ø5 | Ø6 |
| T | 8 | 8 | 8 | 8 | 10 | 10 | 10 | 10 | 10 | 8 | 8 | 8 | 8 | 10 | 10 | 10 | 10 | 10 |
| NO. | 10A | 15A | 20A | 25A | 30A | 35A | 40A | 50A | 60A | 10C | 15C | 20C | 25C | 30C | 35C | 40C | 50C | 60C |

| | | | | | | | | | | | | | | | | | | |
|--|--|--|--|--|--|--|--|--|--|--|--|--|--|--|--|--|--|------|
|  |  |  |  |  |  |  |  |  |  |  |  |  |  |  |  |  |  | |
| ØD | Ø2 | Ø3 | Ø3 | Ø1.2 | Ø1.5 | Ø1.5 | Ø2 | Ø3 | Ø3.3 | Ø3.3 | Ø2 | Ø3 | Ø4 | Ø5 | Ø6 | Ø2 | Ø3 | Ø3.3 |
| T | 10 | 10 | 10 | 16 | 13 | 10 | 12 | 14 | 15 | 10 | 12 | 15 | 15 | 15 | 13 | 10 | 10 | 15 |
| NO. | 20T | 30T | 30V | 13R | 14R | 15R | 20R | 30R | 31R | 32R | 20P | 30P | 40P | 50P | 60P | 20F | 30F | 33F |

| | | | | | | | | | | | | | | | | | | |
|---|---|---|---|---|---|---|---|---|---|---|---|---|---|---|---|---|---|-----|
|  |  |  |  |  |  |  |  |  |  |  |  |  |  |  |  |  |  | |
| ØD | Ø4 | Ø5 | Ø6 | Ø6 | Ø2 | Ø3 | Ø4 | Ø5 | Ø5 | Ø6 | Ø1 | Ø1.5 | Ø2 | Ø2.5 | Ø3 | Ø4 | Ø5 | Ø6 |
| T | 10 | 10 | 12 | 10 | 6 | 14 | 9 | 10 | 13 | 13 | - | - | - | - | - | - | - | |
| NO. | 40F | 50F | 60F | 61F | 20J | 30J | 40J | 50J | 51J | 60J | 10B | 15B | 20B | 25B | 30B | 40B | 50B | 60B |

| | | | | | | | | | | | | | | | | | | | | |
|---|---|---|---|---|---|---|---|---|---|---|---|---|---|---|---|---|---|-----|----|----|
|  |  |  |  |  |  |  |  |  |  |  |  |  |  |  |  |  |  | | | |
| ØD | Ø8 | Ø3 | Ø4 | Ø5 | Ø5 | Ø6 | Ø6 | Ø2 | Ø3 | Ø3 | Ø3 | Ø3 | Ø3 | Ø3 | Ø3 | Ø3 | Ø3 | Ø4 | Ø5 | Ø6 |
| T | - | 5 | 7 | 9 | 12 | 10 | 12 | 4 | 6 | 5.5 | 6 | 6 | 6 | 6 | 5 | 8 | 10 | 12 | | |
| NO. | 80B | 30Q | 40Q | 50Q | 51Q | 60Q | 61Q | 20S | 30S | 31S | 32S | 33S | 34S | 35S | 36S | 40S | 50S | 60S | | |

| | | | | | | | | | | | |
|-----|---|---|---|---|---|---|---|--|---|---|---|
| |  |  |  |  |  |  |  |  |  |  |  |
| ØD | Ø13 | Ø13 | Ø13 | Ø13 | Ø13 | Ø13 | Ø13 | Ø10 | Ø12 | Ø13 | Ø13 |
| T | 1 | 1.5 | 2 | 2.5 | 3 | 3.5 | 4 | 4 | 2 | 2 | 1 |
| NO. | 1310U | 1315U | 1320U | 1325U | 1330U | 1335U | 1340U | 100Y | 120X | 130X | 1310E |

| | | | | | | | | | | | | |
|-----|---|---|---|---|---|---|---|--|---|---|---|---|
| |  |  |  |  |  |  |  |  |  |  |  |  |
| ØD | Ø13 | Ø13 | Ø13 | Ø13 | Ø13 | Ø13 | Ø6 | Ø8 | Ø13 | Ø6 | Ø8 | Ø13 |
| T | 1.5 | 2 | 2.5 | 3 | 3.5 | 4 | 3.5 | 4.5 | 3.4 | 3.5 | 4.5 | 3.4 |
| NO. | 1315E | 1320E | 1325E | 1330E | 1335E | 1340E | 60W | 80W | 130W | 60M | 80M | 130M |

☒ Grit size : ØD over Ø6.0mm : #100, Ø2.0~5.0mm : #120, Ø1.5mm & under : #150

-> Assortment set



☒ BMS-30 : DIA 30pcs. Set

BMB-30: CBN 30pcs Set

Contains one each of below :

BM-10A, 15A, 20A, 25A, 30A, 35A, 40A, 50A, 20B, 30B, 50B, 15C, 20C, 25C, 30C, 35C, 40C, 50C, 20P, 30P, 15R, 20R, 30R, 30S, 20F, 30F, 50F, 20T, 30T, 30V.



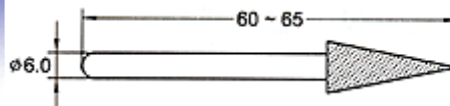
☒ BMS-20 : DIA 20pcs. Set



☒ BMB-20 : CBN 20pcs. Set

Contains one each of below :

BM-10A, 15A, 20A, 25A, 30A, 35A, 15C, 20C, 25C, 30C, 20P, 30P, 15R, 20R, 30R, 20B, 30B, 20F, 30F, 20T.



Unit : mm

BC-10 : 10pcs. set, Contains one each as below:
BC-80B, 80V, 100E, 65C, 80A, 80P, 80T, 65F, 80F, 65R

Grit size : #40, #60, #100. When ordering, please specify.

| | | | | | | | |
|----------|----------|----------|----------|----------|-----------|-----------|----------|
| 65A | 80A | 101A | 100A | 102A | 180A | 80B | 100B |
| 160B | 200B | 65C | 80C | 100C | 60C | 100E | 65F |
| 70F | 80F | 100F | 100J | 60P | 61P | 80P | 100P |
| 60Q | 90Q | 100Q | 120Q | 100N | 140PR | 160PR | 65R |
| 80T | 250U | 80V | 80VB | 165Y | 200Y | 250Y | 250X |

Air Lappers

UR-20,UR-50 Ultra Air Lappers

Extra high speed, high torque.

UR-20 suits for detail areas lapping

UR-50 features in efficiency polishing and deburring or chamfering work.

| Order no.: | UR-20 | UR-50 |
|----------------------|----------|----------|
| Stroke(mm): | 0.2 | 0.5 |
| Speed(strokes/min.): | 50,000 | 45,000 |
| Weight(g): | 170 | 220 |
| Dimensions(mm): | Ø24x180L | Ø23x185L |



UR-120,UR-300 Recipro Air Lappers

High-torque, quiet-running and low vibration.

Long reciprocating stroke suits for lapping big surfaces, and excellent for deburring or chamfering works of die casing parts.

| Order no.: | UR-120 | UR-300 |
|----------------------|----------|----------|
| Stroke(mm): | 1.2 | 3.0 |
| Speed(strokes/min.): | 12,000 | 10,000 |
| Weight(g): | 170 | 250 |
| Dimensions(mm): | Ø24x180L | Ø23x200L |

UTR-30,UTR-70 Turbo Air Lappers

Driven by turbine air motor.

Low noise, low vibration and durable tool life.

UTR-30 suits for detail areas lapping.

UTR-70 suits for general purpose polishing and finishing process of mold and die.

| Order no.: | UTR-30 | UTR-70 |
|----------------------|----------|----------|
| Stroke(mm): | 0.3 | 0.7 |
| Speed(strokes/min.): | 40,000 | 35,000 |
| Weight(g): | 190 | 190 |
| Dimensions(mm): | Ø28x200L | Ø28x200L |



US-70,US-100 Swing Air Lappers


Side-to-side stroke.

Special design enable the easiest method of changing the consuming or worn out parts.

Ideal for filing, lapping and polishing shallow surfaces, deep ribs and parting lines. Will not slip away from sharp edges.

| Order no.: | US-70 | US-100 |
|----------------------|----------|----------|
| Stroke(mm): | 0.7 | 1.0 |
| Speed(strokes/min.): | 15,000 | 11,000 |
| Weight(g): | 250 | 250 |
| Dimensions(mm): | Ø18x180L | Ø18x180L |

**BASTONCINI IN FIBRO CERAMICA PER LUCIDATURA STAMPI
FIBER CERAMIC GRINDER STONE**



- **SUPER STONES** sono costituiti da fibre lunghe in ceramica incollata in resina theremoses, **SUPER STONES** mostra forza superiore rispetto alle normali pietre abrasive, anche nelle condizioni più faticose.
 - **SUPER STONES** hanno la capacità di lucidatura incomparabile su tutti i tipi di metalli in aree particolari, fessure strette
- **SUPER STONES** sono disponibili sia in profilo piatto che tondo e può essere utilizzato in unità di lavorazione a ultrasuoni, pezzi meccanici a mano a pistoncini ad alta velocità di rotazione oppure a mano.
 - **SUPER STONES** sono codificate a secondo della colorazione per una facile identificazione e sono disponibili da #120 a #1.200.
- **SUPER STONES** are made from long ceramic fibres bonded in theremoses resin, **SUPER STONES** exhibit superior strength than normal abrasive stones; are non-loading even under the most strenuous conditions.
- **SUPER STONES** have incomparable polishing ability on all types of metals in detail areas, narrow slots and ribs.
- **SUPER STONES** are available in both flat and round profiles and can be used in ultrasonic machining units, mechanical reciprocating hand pieces, high speed rotary hand piece or by hand.
- **SUPER STONES** are colour-coded for easy identification and available in 120 to 1200 grit.

COLORE - COLOR PIATTE - FLAT

| DIMENSIONI | SMERALDO | ORO | MARRONE CHIARO | ARANCIONE | MARRONE | AZZURRO | BIANCO | ROSSO |
|------------|----------|---------|----------------|-----------|---------|---------|---------|---------|
| DIMENSION | EMERALD | GOLD | LIGHT BROWN | ORANGE | BROWN | BLUE | WHITE | RED |
| | #120 | #180 | #300 | #400 | #600 | #800 | #1000 | #1200 |
| 4x1x100 | 7SE-104 | 7SG-104 | 7SL-104 | 7SO-104 | 7SP-104 | 7SB-104 | 7SW-104 | 7SR-104 |
| 6x1x100 | 7SE-106 | 7SG-106 | 7SL-106 | 7SO-106 | 7SP-106 | 7SB-106 | 7SW-106 | 7SR-106 |
| 10x1x100 | 7SE-110 | 7SG-110 | 7SL-110 | 7SO-110 | 7SP-110 | 7SB-110 | 7SW-110 | 7SR-110 |

ROTONDE - ROUND

| | | | | | | | | |
|-----------|----------|----------|----------|----------|----------|----------|----------|----------|
| Ø1X50 | 7SED-1A | 7SGD-1A | 7SLD-1A | 7SOD-1A | 7SPD-1A | 7SBD-1A | 7SWD-1A | 7SRD-1A |
| Ø2X50 | 7SED-2A | 7SGD-2A | 7SLD-2A | 7SOD-2A | 7SPD-2A | 7SBD-2A | 7SWD-2A | 7SRD-2A |
| Ø2,35X50 | 7SED-23A | 7SGD-23A | 7SLD-23A | 7SOD-23A | 7SPD-23A | 7SBD-23A | 7SWD-23A | 7SRD-23A |
| Ø3x50 | 7SED-3A | 7SGD-3A | 7SLD-3A | 7SOD-3A | 7SPD-3A | 7SBD-3A | 7SWD-3A | 7SRD-3A |
| Ø4x50 | 7SED-4A | 7SGD-4A | 7SLD-4A | 7SOD-4A | 7SPD-4A | 7SBD-4A | 7SWD-4A | 7SRD-4A |
| Ø5x50 | 7SED-5A | 7SGD-5A | 7SLD-5A | 7SOD-5A | 7SPD-5A | 7SBD-5A | 7SWD-5A | 7SRD-5A |
| Ø6x50 | 7SED-6A | 7SGD-6A | 7SLD-6A | 7SOD-6A | 7SPD-6A | 7SBD-6A | 7SWD-6A | 7SRD-6A |
| Ø1X100 | 7SED-1B | 7SGD-1B | 7SLD-1B | 7SOD-1B | 7SPD-1B | 7SBD-1B | 7SWD-1B | 7SRD-1B |
| Ø2X100 | 7SED-2B | 7SGD-2B | 7SLD-2B | 7SOD-2B | 7SPD-2B | 7SBD-2B | 7SWD-2B | 7SRD-2B |
| Ø2,35X100 | 7SED23-B | 7SGD23-B | 7SLD23-B | 7SOD23-B | 7SPD23-B | 7SBD23-B | 7SWD23-B | 7SRD23-B |
| Ø3x100 | 7SED-3B | 7SGD-3B | 7SLD-3B | 7SOD-3B | 7SPD-3B | 7SBD-3B | 7SWD-3B | 7SRD-3B |
| Ø4x100 | 7SED-4B | 7SGD-4B | 7SLD-4B | 7SOD-4B | 7SPD-4B | 7SBD-4B | 7SWD-4B | 7SRD-4B |
| Ø5x100 | 7SED-5B | 7SGD-5B | 7SLD-5B | 7SOD-5B | 7SPD-5B | 7SBD-5B | 7SWD-5B | 7SRD-5B |
| Ø6X100 | 7SED-6B | 7SGD-6B | 7SLD-6B | 7SOD-6B | 7SPD-6B | 7SBD-6B | 7SWD-6B | 7SRD-6B |

TRIANGOLARI - TRIANGLE

| DIMENSIONI | SMERALDO | ORO | MARRONE CHIARO | ARANCIONE | MARRONE | AZZURRO | BIANCO | ROSSO |
|---------------------|----------|---------|----------------|-----------|---------|---------|---------|---------|
| DIMENSION Size (mm) | EMERALD | GOLD | LIGHT BROWN | ORANGE | BROWN | BLUE | WHITE | RED |
| side x lenght | #120 | #180 | #300 | #400 | #600 | #800 | #1000 | #1200 |
| 3,0x50 | 7SET-3A | 7SGT-3A | 7SLT-3A | 7SOT-3A | 7SPT-3A | 7SBT-3A | 7SWT-3A | 7SRT-3A |
| 3,0x100 | 7SET-3B | 7SGT-3B | 7SLT-3B | 7SOT-3B | 7SPT-3B | 7SBT-3B | 7SWT-3B | 7SRT-3B |
| 3,0x150 | 7SET-3L | 7SGT-3L | 7SLT-3L | 7SOT-3L | 7SPT-3L | 7SBT-3L | 7SWT-3L | 7SRT-3L |

PASTE DIAMANTATE IN SIRINGHE DA gr.5 E gr.10

DIAMOND COMPOUND

| ARTICOLO | MICRON | NESH SIZE | COLORE |
|----------|--------|-----------|-------------|
| CODE | RANGE | | COLOR |
| PDR-280 | 0,5 | 28000 | GRAY |
| PDR-140 | 1 | 14000 | WHITE |
| PDR-080 | 3 | 8000 | YELLOW |
| PDR-050 | 4,5 | 5000 | LIGHT-BROWN |
| PDR-030 | 6 | 3000 | ORANGE |
| PDR-018 | 9 | 1800 | GREEN |
| PDR-015 | 13 | 1500 | PINK |
| PDR-012 | 15 | 1200 | BLUE |
| PDR-010 | 17,5 | 1000 | DARK-GREEN |
| PDR-008 | 25 | 800 | BROWN |
| PDR-006 | 35 | 600 | RED |
| PDR-004 | 50 | 400 | PURPLE |
| PDR-002 | 90 | 200 | BLACK |

PORTA BASTONCINI

SUPER STONE HOLDERS

| ARTICOLO | PER |
|----------|--------------------|
| CODE | FOR |
| SSH-2 | 2 mm |
| SSH-4 | 4 mm |
| SSH-6 | 6 mm |
| SSH-10 | 10 mm |
| SSH-A | SSH-4/SSH-6/SSH-10 |

NOTE: SPECIAL SIZES AVAILABLE ON REQUEST.



Stampi sistemi di sgrossatura
Moulds roughing
Stampi sistemi di lucidatura
Moulds finishing and
Stampi sistemi di pulitura
Moulds polishing and
Stampi sistemi di saturazione
Moulds saturation



SINIBRIGLIAATRICI

TIPO STANDARD / STANDARD TYPE


- * Largo impiego idoneo per svariate applicazioni
General purpose handpieces that are suitable for a wide variety of applications
- * L'unità motore è provvista di ventola di raffreddamento
Motorunit incorporates a Self-Cooling Fan
- * L'apertura della pinza è realizzata con lieve rotazione del manicotto montato sul mandrino
One touch collet release mechanism
- * Pinze di serraggio / Mounted Collet Chuck: \varnothing 3 mm
- * Opzioni / Optional Collet Chuck: \varnothing 2,35 mm, \varnothing 3,175 mm

UM131 (ALTA VELOCITÀ / HIGH SPEED)



Rotazione / Rotation : ★★★★★ 3.500 ~ 35.000 RPM
Dimensioni / Dimensions : ★★★★★ \varnothing 27,5 x 153,5 mm
Peso / Weight : ★★★★★ 235 g (escluso il cavo)
(not including connection cord)

UM231 (ALTA VELOCITÀ E POTENZA) (HIGH SPEED & HIGH TORQUE)



Rotazione / Rotation : ★★★★★ 3.000 ~ 30.000 RPM
Dimensioni / Dimensions : ★★★★★ \varnothing 31,6 x 165,5 mm
Peso / Weight : ★★★★★ 290 g (escluso il cavo)
(not including connection cord)

UM121 (VELOCITÀ MEDIA / MEDIUM SPEED)



Rotazione / Rotation : ★★★ 2.000 ~ 20.000 RPM
Dimensioni / Dimensions : ★★★★★ \varnothing 27,5 x 153,5 mm
Peso / Weight : ★★★★★ 235 g (escluso il cavo)
(not including connection cord)

UM211 (MEDIA VELOCITÀ E ALTA POTENZA) (MEDIUM SPEED & HIGH TORQUE)



Rotazione / Rotation : ★★ 1.500 ~ 15.000 RPM
Dimensioni / Dimensions : ★★★★★ \varnothing 31,6 x 165,5 mm
Peso / Weight : ★★★★★ 235 g (escluso il cavo)
(not including connection cord)

TIPO SOTTILE / SLENDER TYPE

- * Ideale per lavori di precisione
Ideal for delicate and precision work
- * L'unità motore è provvista di ventola di raffreddamento
Motorunit incorporates a Self-Cooling Fan
- * L'apertura della pinza è realizzata con lieve rotazione del manicotto montato sul mandrino
One touch collet release mechanism
- * Mandrino sottile con pinza \varnothing 3 mm.
Mounted Collet Chuck: \varnothing 3 mm
- * Opzionale: \varnothing 2,35 - 3,175 mm
Optional Collet Chuck: \varnothing 2,35 mm, \varnothing 3.175 mm

UM052 (ALTA VELOCITÀ / ULTRA HIGH SPEED)



Rotazione / Rotation : ★★★★★ 5.500 ~ 55.000 RPM
Dimensioni / Dimensions : ★★ \varnothing 27,5 x 140,0 mm
Peso / Weight : ★★★★★ 190 g (escluso il cavo)
(not including connection cord)

UM142 (ALTA VELOCITÀ / HIGH SPEED)



Rotazione / Rotation : ★★★★★ 4.500 ~ 45.000 RPM
Dimensioni / Dimensions : ★★ \varnothing 27,5 x 151,5 mm
Peso / Weight : ★★★★★ 220 g (escluso il cavo)
(not including connection cord)

UM132 (ALTA VELOCITÀ) unità motore è la stessa del UM131 (HIGH SPEED) Motorunit is the same as UM131 Handpiece



Rotazione / Rotation : ★★★★★ 3.500 ~ 35.000 RPM
Dimensioni / Dimensions : ★★★★★ \varnothing 27,5 x 151,5 mm
Peso / Weight : ★★★★★ 220 g (escluso il cavo)
(not including connection cord)

UM232 (ALTA VELOCITÀ E ALTA POTENZA) Unità motore è la stessa del UM231 (HIGH SPEED & HIGH TORQUE) Motorunit is the same as UM231 Handpiece



Rotazione / Rotation : ★★★★★ 3.000 ~ 30.000 RPM
Dimensioni / Dimensions : ★★★★★ \varnothing 31,6 x 163,5 mm
Peso / Weight : ★★★★★ 275 g (escluso il cavo)
(not including connection cord)

UM122 (MEDIA VELOCITÀ) Unità motore è la stessa del UM121 (MEDIUM SPEED) Motorunit is the same as UM121 Handpiece



Rotazione / Rotation : ★★ 2.000 ~ 20.000 RPM
Dimensioni / Dimensions : ★★★★★ \varnothing 31,6 x 163,5 mm
Peso / Weight : ★★★★★ 220 g (escluso il cavo)
(not including connection cord)

SMERIGLIATRICE

TIPO PESANTE / HEAVYDUTY TYPE

- * Disegnato per applicazioni dove è richiesta maggiore potenza
Designed for applications requiring high torque
- * L'unità motore è provvista di ventola di raffreddamento
Motorunit incorporates a Self-Cooling Fan
- * L'apertura pinza è realizzata con lieve rotazione del manicotto montato sul mandrino
One touch collet release mechanism
- * Pinze di serraggio / Mounted Collet Chuck: \varnothing 6 mm
- * Opzioni / Optional Collet Chuck: \varnothing 2,35 - 3,175 - 6,35 mm

UM233 (ALTA VELOCITÀ E ALTA POTENZA) L'unità motore è la stessa del tipo UM231 (HIGH SPEED & HIGH TORQUE) Motorunit is the same as UM231 Handpiece



| | | |
|-------------------------|----------|--|
| Rotazione / Rotation | : ★★★★★ | 3.000 ~ 30.000 RPM |
| Dimensioni / Dimensions | : ★★★★★ | \varnothing 31,6 x 171,0 mm |
| Peso / Weight | : ★★★★★★ | 325 g (escluso il cavo) (not including connection cord) |

UM213 (MEDIA VELOCITÀ E ALTA POTENZA) L'unità motore è la stessa del tipo UM211 (MEDIUM SPEED & HIGH TORQUE) Motorunit is the same as UM211 Handpiece



| | | |
|-------------------------|----------|--|
| Rotazione / Rotation | : ★★ | 1.500 ~ 15.000 RPM |
| Dimensioni / Dimensions | : ★★★★★★ | \varnothing 31,6 x 171,0 mm |
| Peso / Weight | : ★★★★★ | 325 g (escluso il cavo) (not including connection cord) |

TIPO AD ANGOLO / ANGLE TYPE

- * Particolarmente idonee per la pulitura e lucidatura di superfici piane, curve, sagomate
Applications include the polishing and finishing of flat surfaces, curved surfaces and ends
- * L'unità motore è provvista di ventola di raffreddamento
Motorunit incorporates a Self-Cooling Fan
- * L'apertura pinza è realizzata con lieve rotazione del manicotto montato sul mandrino
One touch collet release mechanism
- * Pinze di serraggio: \varnothing 3 mm. / Mounted Collet Chuck: \varnothing 3 mm
- * Opzionale: \varnothing 2,35 - 3,175 mm
Optional Collet Chuck: \varnothing 2,35 mm, \varnothing 3.175 mm

UM215 (MEDIA VELOCITÀ E ALTA POTENZA) L'unità motore è la stessa del tipo UM211 (MEDIUM SPEED & HIGH TORQUE) Motorunit is the same as UM211 Handpiece



| | | |
|-------------------------|----------|--|
| Rotazione / Rotation | : ★★ | 1.500 ~ 15.000 RPM |
| Dimensioni / Dimensions | : ★★★★★★ | \varnothing 31,6 x 153,0 mm |
| Peso / Weight | : ★★★★★ | 275 g (escluso il cavo) (not including connection cord) |

UM216 (MEDIA VELOCITÀ E ALTA POTENZA) L'unità motore è la stessa del tipo UM211 (MEDIUM SPEED & HIGH TORQUE) Motorunit is the same as UM211 Handpiece



| | | |
|-------------------------|----------|--|
| Rotazione / Rotation | : ★★ | 1.500 ~ 15.000 RPM |
| Dimensioni / Dimensions | : ★★★★★★ | \varnothing 31,6 x 160,5 mm |
| Peso / Weight | : ★★★★★★ | 375 g (escluso il cavo) (not including connection cord) |

UM217 (MEDIA VELOCITÀ E ALTA POTENZA) L'unità motore è la stessa del tipo UM211 (MEDIUM SPEED & HIGH TORQUE) Motorunit is the same as UM211 Handpiece



| | | |
|-------------------------|----------|--|
| Rotazione / Rotation | : ★★ | 1.500 ~ 15.000 RPM |
| Dimensioni / Dimensions | : ★★★★★★ | \varnothing 31,6 x 169,5 mm |
| Peso / Weight | : ★★★★★ | 385 g (escluso il cavo) (not including connection cord) |

SISTEMI DI COLLEGAMENTO / CONNECTION SYSTEM

In questo catalogo / In this catalogue



La smerigliatrice è composta dal mandrino e dall'unità motore.
Il mandrino e l'unità motore sono intercambiabili con una semplice operazione fra i vari modelli.

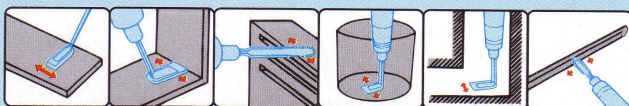
The handpiece comprises of the headunit and the motorunit.
The headunit and motorunit is interchangeable with a simple one touch operation which provides maximum versatility.

LIMATRICE OSCILLANTE / SWING *handy*

- * Movimento oscillante destra-sinistra
Side-to-Side stroke
- * Ampiezza oscillazione: 0-1,6 mm
Lateral Stroke: 0-1,6 mm
- * Capacità di serraggio del mandrino da $\varnothing 2.0$ a $\varnothing 4.7$ mm
Toolholder accepts tool shanks from $\varnothing 2.0 - \varnothing 4.7$ mm

- * L'unità motore è provvista di ventola di raffreddamento
Motorunit incorporates a Self-Cooling Fan
- * All'unità motore possono essere montati diversi tipi di mandrini
A variety of Headunits can be attached to the Motorunit

| UM208 (BASSA VELOCITA' E ALTA VELOCITA') / LOW SPEED & ULTRA HIGH TORQUE | |
|---|--|
| Velocità motore / Motor Speed | GIRI 800-8,000RPM |
| Oscill. laterale / Lateral Stroke | 0-1.6 mm |
| Frequenza / Frequency | Oscill./min. 800-8.000 swings/min. |
| Dimensioni / Dimensions | $\varnothing 31.6 \times 182$ mm |
| Peso / Weight | 315g (s/cavo alim. / not in. conn. cord) |



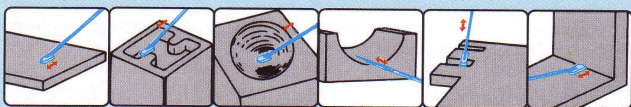
UM208 può essere usato con vari tipi di mandrini con ghiera di riduzione.
Can be used with various types of Headunits and with the Reduction Joint.

LIMATRICE MOTO ALTERNATIVO / RECIPRO *handy*

- * Movimento alternato
Reciprocating Stroke
- * Il mandrino utilizza utensili con gambo da $\varnothing 2$ mm a $\varnothing 6,35$ mm
Toolholder accepts tool shanks from $\varnothing 2.0 - \varnothing 6.35$ mm

- * Nella testata è alloggiato il meccanismo per una semplice regolazione della corsa da 0 a 6 mm a mezzo di ghiera di regolazione
The locking mechanism allows for fixed or free floating operation
- * Sistema di autoventilazione incorporato
Motorunit incorporates a Self-Cooling Fan

| | RE35 TIPO MOVIMENTO STROKE TYPE | RE55 VELOCITA' SPEED TYPE |
|---|--|---|
| Capacità di lavoro <i>Reciprocating Stroke</i> | 0-6 mm | 0-2 mm |
| Frequenza <i>Frequency</i> | 420-4,200 oscillaz./min. strokes/min. | 700-7,000 oscillaz./min. strokes/min. |
| Dimensioni <i>Dimensions</i> | L = 140 x H 128 mm <i>Length 140 x Height 128 mm</i> | |
| Peso <i>Weight</i> | 675 gr. escluso cavo di alimentazione <i>675g not including connection cord</i> | |






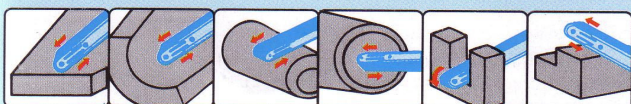
LEVIGATRICE A NASTRO / BELT *handy*

- * Idoneo per largo impiego di applicazioni
Suitable for a wide variety of applications that range from deburring to polishing
- * Diversi tipi di bracci consentono la massima versatilità
A variety of Headunits can be attached to the Motorunit

- * Meccanismo incorporato per la sostituzione rapida del nastro abrasivo
The Belt Arm incorporates a spring loaded mechanism that enables the rapid changing of abrasive belts
- * Unità motore raffreddata dalla ventola incorporata
Motorunit incorporates a Self-Cooling Fan

| BS33 | |
|----------------------------------|--|
| Velocità del nastro / Belt Speed | 1,2-12 m/sec |
| Dimensioni / Dimensions | L=160xH119 mm / Length 160xHeight 119 mm |
| Peso / Weight | 400gr (senza cavo alim. / not including connection cord) |

| | | |
|---|---|---|
| Braccio tendi nastro sottile BS1-100-1 <i>Thin Belt Arm BS1-100-1</i> |  | Nastro: 4-6 mm <i>Belt Width: 4-6 mm</i> |
| Braccio tendi nastro standard BS1-100-2 <i>Thin Belt Arm BS1-100-2</i> |  | Nastro: 6-8 mm <i>Belt Width: 6-8 mm</i> |
| Braccio ad angolo BS1-100-3 <i>Thin Belt Arm BS1-100-3</i> |  | Nastro: 6-8 mm <i>Belt Width: 6-8 mm</i> |



BS33 fornita con braccio tendi nastro standard
comes with a Standard Belt Arm

GENERATORE DI POTENZA C.C. / POWER CONTROLLER D.C.

- * Velocità variabile controllata (DC3-30V)
- * Velocità di rotazione costante sotto sforzo, con inserimento automatico del circuito di compensazione
- * L'apparecchiatura è provvista delle sottoindicate protezioni:
 - 1) Fusibile di protezione sul circuito primario di alimentazione a corrente continua
 - 2) Fusibile termico inserito sul trasformatore per protezione contro surriscaldamento
 - 3) Sensore termico che interrompe temporaneamente la corrente nell'eventualità di surriscaldamento del circuito
 - 4) Dispositivo elettronico di protezione per sovraccarico di corrente dovuto a pressione eccessiva dell'utensile sul pezzo durante la lavorazione
- * Sistema antipolvere su tutte le protezioni
- * Reostato a pedale per il controllo della velocità (VC 10) e interruttore a pedale (FS 18) sono opzionali
- * Il circuito elettrico viene interrotto immediatamente quando l'operatore alza il piede dal reostato o dall'interruttore a pedale, oppure tramite l'interruttore sul pannello del generatore
- * Variable Speed Control (DC3-30V)
- * Automatic feedback circuit that ensures constant revolutions under a variety of working conditions
- * The following safety features are provided:
 - 1) A fuse to safeguard against an AC circuit short or an abnormal electric current in the primary circuit
 - 2) A thermal fuse is located in the transformer to protect against overheating
 - 3) A thermal sensor that temporarily switches off the current in the event of the output circuit overheating
 - 4) An electronic circuit breaker that will temporarily stop the current in the event of an excessive load being applied to the handpiece
- * Dust proof system for all controls
- * Variable Foot Controller (VC10) and On-Off Foot Switch (FS18) are optional
- * Quick stop circuit system enables the handpiece to stop as soon as the operator removes his/her foot from VC18, or turns off the power switch

UC500 AL GENERATORE DI POTENZA UC500, POSSONO ESSERE COLLEGATI UNITAMENTE TUTTI GLI APPARECCHI, ESCLUSO LA LIMATRICE AD ULTRASUONI US55 E LA SMERIGLIATRICE UM052
UC500 POWER CONTROLLER ACCEPTS ALL HANDPIECES EXCEPT FOR THE UM052 (ULTRA HIGH SPEED) HANDPIECE



SISTEMA AD ULTRASUONI / ULTRASONIC SYSTEM


LIMATRICE AD ULTRASUONI / ULTRASONIC handy

- * Leggero equilibrato di facile uso
Light, well balanced and easy to use
- * Significativa velocità nella pulitura e finitura e lappatura
Significantly speeds up polishing and finishing
- * Utilizzo nella finitura e lappatura di stampi per plastica, ceramica metalli preziosi e stampi per pressofusione
Applications include the finishing of plastic moulds, diecasts, pres stools, ceramic, nonferrous metals and precious metals
- * Ideale per finitura e rimozione delle rigature dovute all'elettrosione
Ideal for deburring, polishing and removing the hard crust that results from EDM finishing

GENERATORE AD ULTRASUONI / ULTRASONIC CONTROLLER

- * Comprende tutte le caratteristiche configurate per il mod. UC500
All the features that are standard on the UC500 Power Controller
- * Incorpora un sistema elettronico automatico per la scelta della frequenza in funzione del tipo di apparecchi usati
Incorporates an automatic feed back system that adjusts the frequency depending on the tool being used
- * Al Generatore ad Ultrasuoni UC550, può essere collegata tutta la serie di apparecchiature del presente catalogo, oltre all'US55, escluso il tipo UM052
The UC550 Ultrasonic Controller powers the US55 Ultrasonic handy and all handpieces except UM052 (Ultra High Speed)

US55



Ampiezza di vibrazione / Amplitude : 45 micron
 Dimensioni / Dimension : $\varnothing 29.0 \times \varnothing 139.0$ mm
 Peso / Weight : 180 gr (escluso cavo di alimentazione)
 (not including connection cord)

US550



2 impugnature (PA31-748) incluso con il generatore
 2 Handpiece - Holders (PA31-748) included with the unit
 Alimentazione / Input : AC120V, 220V, 240V, 50/60Hz
 Uscita / Output : AC60V, 22.6kHz
 DC3-30V
 Dimensioni / Dimensions : W170xD195xH110 mm
 Peso / Weight : 2.5 kg

ACCESSORI OPZIONALI / OPTIONAL ACCESSORIES

REOSTATO A PED. CONTR. VEL.
VARIABLE FOOT CONTROLLER

VC10



Opzionale per i modelli
Optional with
UC200, UC500 and UC550

INTERRUTTORE A PEDALE
ON-OFF FOOT SWITCH

FS18



Opzionale per i modelli
Optional with
UC200, UC500 and UC550

INTERRUTTORE A PEDALE
ON-OFF FOOT SWITCH

FS10

AC100V
use only



Opzionale per
i modelli
Optional with
UC200, UC500 and UC550
(Primary Connection)

CAVO PROLUNGA TIPO RITORTO
EXTENSION CURLED CORD

KE50-113 Length: 2 m



Per tutti i modelli eccetto US55
For all Handpieces except US55

CAVO PROLUNGA RETTILINEO
EXTENSION STRAIGHT CORD

KE50-114 Length: 3 m



Per tutti gli apparecchi escluso US55
For all Handpieces except US55

CAVO PROLUNGA RETTILINEO
EXTENSION STRAIGHT CORD

KE50-115 Length: 5 m



Per tutti gli apparecchi escluso US55
For all Handpieces except US55

APPOGGIO APPARECCHI
HANDPIECE STAND

KQ-803



Appoggio
in gomma
Rubber Stand

IMPUGNATURA PER APPARECCHI
HANDPIECE HOLDER

PA31-748



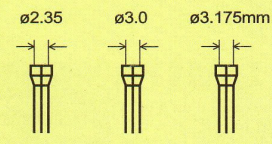
Orientabile sul
pannello del
generatore
da 0 a 90°
Adjustable in the
range of 0°, 45° and 90°

PINZE DI SERRAGGIO / COLLECT CHUCK

Per i seguenti utensili:
Smerigliatrici Standard,
Smerigliatrici ad angolo (UM216-UM217)

For the following Handpieces:
Standardhandy, Slenderhandy,
Anglehandy (UM216 and UM217)

Per le seguenti testine di ricambio:
For the following Heandunits:
UT01, UT02, UT06, UT07, UT10, UT11, UT12

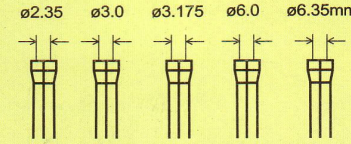


ø2.35 ø3.0 ø3.175mm
KP-036B KP-032B KP-033B

Per smerigliatrici tipo pesante:

For the following Handpieces:
Heavydutyhandy

Per testine:
For the following Heandunits:
UT03, UT13

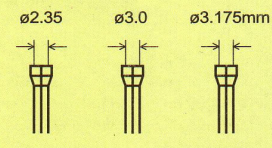


ø2.35 ø3.0 ø3.175 ø6.0 ø6.35mm
KP-061 KP-062 KP-063 KP-060 KP-064

Per smerigliatrici ad angolo:

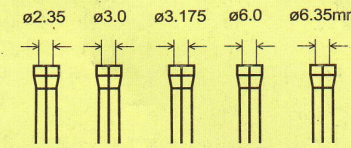
For the following Handpieces:
Anglehandy (UM215)

Per la testina UT05:
For the following Heandunits:
UT05



ø2.35 ø3.0 ø3.175mm
KP-021 KP-022 KP-023

Per testine:
For the following Heandunits:
UT14



ø2.35 ø3.0 ø3.175 ø6.0 ø6.35mm
KP-121 KP-122 KP-123 KP-126 KP-127

MANDRINI INTERCAMBIABILI / HEAD UNITS

UT01 MANDRINO STANDARD / STANDARD HEAD

Monta la pinza
Mounted Collet:
ø 3 mm
NOTE / NOTES: ②



UT03 MANDRINO TIPO PESANTE / HEAVYDUTY HEAD

Monta la pinza
Mounted Collet:
ø 6 mm
NOTE / NOTES: ③



UT06 TESTA AD ANGOLO 90° / 90° HEAVYDUTY ANGLE HEAD

Monta la pinza
Mounted Collet:
ø 3 mm
NOTE / NOTES: ④



UT02 MANDRINO TIPO LEGGERO / SLENDER HEAD

Monta la pinza
Mounted Collet:
ø 3 mm
NOTE / NOTES: ①



UT05 TESTA AD ANGOLO 90° TIPO LEGGERO / 90° ANGLE HEAD

Monta la pinza
Mounted Collet:
ø 3 mm
NOTE / NOTES: ④



UT07 TESTA AD ANGOLO 120° TIPO PESANTE / 120° HEAVYDUTY ANGLE HEAD

Monta la pinza
Mounted Collet:
ø 3 mm
NOTE / NOTES: ④



UT08 TESTA OSCILLANTE LATERALE / SWING HEAD

Chiusura mandrino dal ø 2 al ø 4,7 mm
Toolholder accepts tool shanks
from ø 2.0 - ø 4,7 mm
NOTE / NOTES: ⑤




UT11 MANDRINO SOTTILE LUNGO

LONG SLENDER HEAD
Monta pinza ø 3 mm
Mounted Collet: ø 3.0 mm
NOTE / NOTES: ①



UT13 MANDRINO PESANTE SPECIALE

HEAVYDUTY CLAMP HEADHEAD
Monta pinza ø 6 mm
Mounted Collet: ø 6.0 mm
NOTE / NOTES: ③



UT15

Bussola di riduzione di 1/4, deve essere inserita fra il motore e il mandrino
1/4 reduction joint to be connected between Motorunit and Headunit
NOTE / NOTES: ③



NOTE: I mandrini possono essere montati su unità motore con velocità massime:
NOTES: To be connected with motorunits of a maximum:
① 55.000 giri • maximum 55.000 RPM ② 35.000 giri • maximum 55.000 RPM
③ 30.000 giri • maximum 55.000 RPM ④ 15.000 giri • maximum 55.000 RPM
⑤ 8.000 giri • maximum 55.000 RPM



Nuova C.U.M.E.T. Srl



*Via Torino 502
10032 Brandizzo (To)
ITALY
Tel. +39 011 9179514
Fax +39 011 9179555 / 9179502
Web site: www.nuovacumet.it
email: info@nuovacumet.it*
